

SSNP101 - Plate in traction-shearing: viscoelasticity of Lemaître (D_PLAN)

Summary:

This test of nonlinear quasi-static mechanics consists in charging in traction-shearing a square plate.

One thus validates the relations of nonlinear behavior of viscoelasticity in plane deformations for a nonradial loading.

Modeling *A* validate in 2D D_PLAN the law of Lemaître and the law VISC_ENDO_LEMA, for which the parameters are adjusted so that the damage is null.

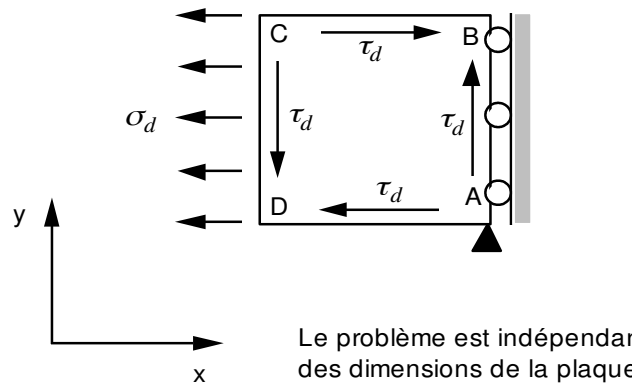
Modeling *B* validate the law VISC_TAHERI in 2D D_PLAN, in which the parameters are adjusted so that the effect of plasticity and ratchet are destroyed

Results got by Code_Aster are very close to the reference solution.

1 Problem of reference

1.1 Geometry

Square plate



1.2 Material properties

The isotropic elastic parameters of the model are:

$$E = 178600 \text{ MPa} \quad \nu = 0.3$$

Viscoelastic relation of behavior of Lemaître

$$n = 11 \quad \frac{1}{K} = 3.28410^{-4} \quad (K = 3045) \quad \frac{1}{m} = 0.17857 \quad (m = 5.6)$$

Relation of behavior VISC_ENDO_LEMA (not of damage) $A_D = 100000.0$

Relation of behavior VISC_TAHERI (not of plasticity)

$$R_0 = 0.001 \quad \alpha = 0, \quad M = 1, \quad A = 0, \quad B = 0, \quad C_1 = 0, \quad C_{INF} = 0, \quad S = 900$$

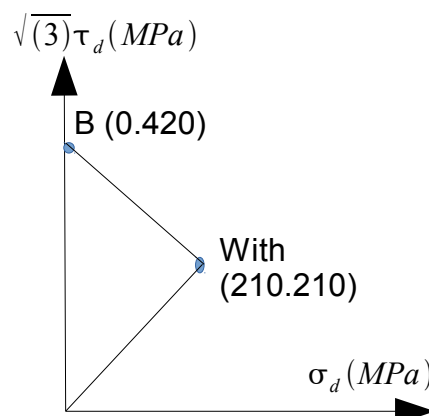
1.3 Boundary conditions and loadings

In A : $u_x = u_y = 0$

On the side AB : $u_x = 0$

Loading below: Ways OA and AB , of duration 30 seconds,

Time of maintenance in A and B from 3600 seconds.



2 Reference solution

2.1 Method of calculating used for the reference solution

Calculation 3D of Code_Aster carried out with an element HEXA8 all the nodes have a displacement imposed no one according to Oz . That makes it possible to constitute a reference for the case of the plane deformations (in the plan (Ox, Oy)), where one does not have an analytical solution or results of other computer codes.

Operation in 3D non-linear viscoelasticity of Lemaître itself was validated using the test SSNP05A.

2.2 Results of reference

$\varepsilon_{v_{xx}}$ and $\varepsilon_{v_{yy}}$ at the moments $t=30s$, $t=3630s$, $t=3660s$ and $t=3720s$

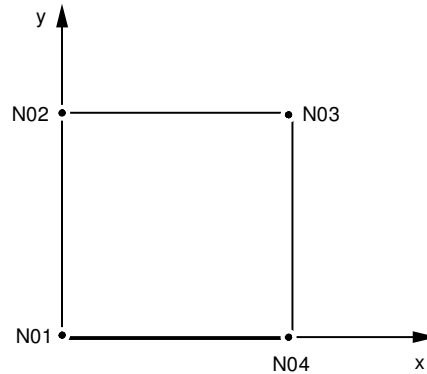
2.3 Uncertainty on the solution

Uncertainty lower than 0.5%

3 Modeling A

3.1 Characteristics of modeling

Only one element being pressed on a mesh QUAD4, in D_PLAN.



The loading and the boundary conditions are modelled by:

DDL_IMPO: (NODE: N04, DX: 0. , DY: 0.)

DDL_IMPO: (NODE: N03, DX: 0.)

FORCE_NODALE: (NODE; (N01 N02), FX: $-\frac{1}{2}\sigma_d(t)$, FY: $-\frac{1}{2}\tau_d(t)$)

FORCE_NODALE: (NODE; (N01 N04), FX: $-\frac{1}{2}\tau_d(t)$)

FORCE_NODALE: (NODE; (N03 N04), FY: $\frac{1}{2}\tau_d(t)$)

FORCE_NODALE: (NODE; (N02 N03), FX: $\frac{1}{2}\tau_d(t)$)

where $\sigma_d(t)$ and $\tau_d(t)$ are the higher definite positive functions [§1.3].

3.2 Sizes tested and results

Behavior LEMAITRE (THETA=0.5)

Variables	Moments (S)	Reference	Tolerance
$\epsilon_{v_{xx}}$	30	1.7620 10 ⁻⁴	0.5%
$\epsilon_{v_{yy}}$	30	1.81585 10 ⁻⁴	0.5%
$\epsilon_{v_{xx}}$	3630	1.9030 10 ⁻³	0.5%
$\epsilon_{v_{yy}}$	3630	2.0789 10 ⁻³	0.5%
$\epsilon_{v_{xx}}$	3660	1.9130 10 ⁻³	0.5%
$\epsilon_{v_{yy}}$	3660	2.1906 10 ⁻³	0.5%
$\epsilon_{v_{xx}}$	3720	1.8740 10 ⁻³	0.5%
$\epsilon_{v_{yy}}$	3720	3.1813 10 ⁻³	0.5%

Behavior VISC_ENDO_LEMA (with a temporal discretization 10 times finer)

Variables	Moments (S)	Reference	Tolerance
$\epsilon_{v_{xx}}$	30	1,762 10 ⁻⁴	0.7%

Code Aster

Version
default

Titre : SSNP101 - Plaque en traction-cisaillement : viscoé[...]
Responsable : DE BONNIÈRES Philippe

Date : 03/08/2011 Page : 5/7
Clé : V6.03.101 Révision :
b91c574e2c6c

$\varepsilon_{v_{33}}$	30	1,816 10 ⁻⁴	0.7%
------------------------	----	------------------------	------

4 Modeling B

4.1 Characteristics of modeling

Identical to modeling A. Seule the law of behavior changes: here the law is VISC_TAHERI.

4.2 Sizes tested and results

Behavior VISC_TAHERI (with a temporal discretization 10 times finer than LEMAITRE)

Variables	Moments (S)	Reference	Tolerance
$\varepsilon_{v_{xx}}$	30	1,762 10 ⁻⁴	1,00%
$\varepsilon_{v_{yy}}$	30	1,816 10 ⁻⁴	1,00%
$\varepsilon_{v_{xx}}$	3630	1.9030 10 ⁻³	1,00%
$\varepsilon_{v_{yy}}$	3630	2.0789 10 ⁻³	1,00%
$\varepsilon_{v_{xx}}$	3660	1.9130 10 ⁻³	1,00%
$\varepsilon_{v_{yy}}$	3660	2.1906 10 ⁻³	1,00%
$\varepsilon_{v_{xx}}$	3720	1.8740 10 ⁻³	1,00%
$\varepsilon_{v_{yy}}$	3720	3.1813 10 ⁻³	1,00%

Note: one uses the method of Brent for the resolution of the law of behavior.

5 Summary of the results

This test validates in 2D deformation planes the 3 laws of behavior LEMAITRE, VISC_ENDO_LEMA (without damage) and VISC_TAHERI (without plasticity) whose equations relating to viscosity are controls by the law of Lemaître. The differences between the models are lower than 1% .