

## MFRON03 – Test of the interface Code\_Aster-MFront for crystalline laws

---

### Summary:

This test validates behaviors orthotropic defined using *MFront* by comparison with similar behaviors of *Code\_Aster*.

Modeling b: this modeling makes it possible to validate the model single-crystal élasto-visco-plastic with implicit integration, by comparison with the model MONOCRYSTAL on a material point.

Modeling C: this modeling makes it possible to validate the model single-crystal élasto-visco-plastic with implicit integration, and complete definition of the family of systems of slip and the matrix of interaction, by comparison with the model MONOCRYSTAL of *Code\_Aster* on an aggregate with 10 grains.

Modeling D: this modeling makes it possible to validate the model polycrystalline élasto-visco-plastic with explicit integration, by comparison with the model POLYCRYSTAL on a material point with 30 grains.

Modeling E: this modeling makes it possible to validate the model single-crystal élasto-visco-plastic of type DD\_CFC on a material point.

Modeling F: this modeling makes it possible to validate the model polycrystalline élasto-visco-plastic homogenized of type DD\_CFC on a material point with 30 grains.

Modeling G: this modeling makes it possible to validate the model single-crystal élasto-visco-plastic of type DD\_CFC\_IRRA on a material point.

Modeling H: this modeling makes it possible to validate the model single-crystal élasto-visco-plastic homogenized of type DD\_CC on a material point.

Modeling I: this modeling makes it possible to validate the model single-crystal élasto-visco-plastic of type DD\_CC\_IRRA on a material point.

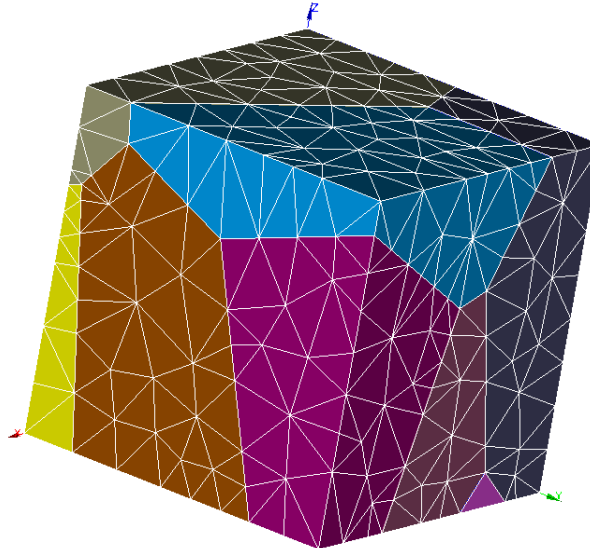
Modeling J: this modeling makes it possible to validate the model single-crystal élasto-visco-plastic in great deformations.

Modeling K: this modeling makes it possible to validate the model élasto-visco-plastic polycrystalline homogenized of type DD\_CC on a material point with 30 grains.

## 1 Problem of reference

### 1.1 Geometry

The geometry of modeling C is that of an aggregate with 10 grains generated by a procedure python based on cells of Voronoï. One defines plans of cut in the edges to impose the boundary conditions.



Other modelings are carried out on material points (SIMU\_POINT\_MAT).

### 1.2 Properties of materials

#### 1.2.1 Modeling b: monocrystal

This modeling makes it possible to validate the model single-crystal élasto-visco-plastic with implicit integration, by comparison with the model MONOCRYSTAL on a material point.

The coefficients materials are:

E	208000
NAKED	0.3
G	80000
NR	10
K	25
C	14363
R_0	66.62
Q	11.43
B	2.1
D	494

The Mfront files defining the behavior are:  
MonoCrystal\_CFC.mfront

#### 1.2.2 Modeling C: monocrystal on an aggregate of 10 grains

This modeling makes it possible to validate the model single-crystal élasto-visco-plastic with implicit integration, and complete definition of the family of systems of slip and the matrix of interaction, by comparison with the model MONOCRYSTAL on an aggregate with 10 grains.

The coefficients materials are:

E	210000
NAKED	0.3
G	80769.23
NR	12
K	5
C	0
R_0	250
Q	55
B	12
D	0

The Mfront files defining the behavior are:

`MonoCrystal_CFC.mfront`

### 1.2.3 Modeling D: polycrystal homogenized on 30 grains

This modeling makes it possible to validate the model polycrystalline élasto-visco-plastic with explicit integration, by comparison with the model POLYCRYSTAL on a material point with 30 grains. The coefficients materials are:

E	145200
NAKED	0.3
G	55846.15
NR	10
K	40
C	0
R_0	75.5
Q	9.77
B	19.34
D	0

The Mfront files defining the behavior are:

`PolyCrystal_MC.mfront`  
`PolyCrystal_Orientation.mfront`

The file "PolyCrystal\_Orientation.mfront" defines 30 triplets of angles of Euler in degrees.

## 1.2.4 Modeling E: monocrystal DD\_CFC

This modeling makes it possible to validate single-crystal model DD\_CFC on a material point, by comparison with MONO\_DD\_CFC. The coefficients materials are:

E	208000
NAKED	0.3
G	80000
TAU_F	105
Y	2.5E-7
NR	5
GAMMA_0	1.E-3
With	0.13
B	0.005
RHOREF	1.E6
ALPHA	0.35
BETA	2,54E-7
G	80000

The density of initial dislocation is worth 1.E6. The analytical solution is contained in the file mfron03e.30. The Mfront files defining the behavior are:

MonoCrystalDDCFC.mfront  
MonoCrystal\_DD\_CFC\_InteractionMatrix.mfront

## 1.2.5 Modeling F: homogenized polycrystal of type DD\_CFC on 30 grains

This modeling makes it possible to validate the homogenized polycrystalline model DD\_CFC on a material point with 30 grains, by comparison with POLYCRYSTAL. The coefficients materials are:

E	208000
NAKED	0.3
G	80000
TAU_F	80
Y	2.5E-7
NR	20
GAMMA_0	1.E-3
With	0.13
B	0.005
RHOREF	1.E6
ALPHA	0.35
BETA	2,54E-7
G	80000

The density of initial dislocation is worth 1.E5. The Mfront files defining the behavior are:

PolyCrystalDDCFC.mfront

MonoCrystal\_DD\_CFC\_InteractionMatrix.mfront

The file "PolyCrystal\_Orientation.mfront" defines 30 triplets of angles of Euler in degrees.

## 1.2.6 Modeling G: monocystal DD\_CFC\_IRRA

This modeling makes it possible to validate the model DD\_CFC\_IRRA on a material point, by comparison with the behavior MONO\_DD\_CFC\_IRRA. The coefficients materials are:

E	208000
NAKED	0.3
G	80000
TAU_F	80
Y	2.5E-7
NR	20
GAMMA_0	1.E-3
With	0.13
B	0.005
RHOREF	1.E6
ALPHA	0.35
BETA	2,54E-7
G	80000
ome_void	1000,
PHI_LOOP	5,9E-6
ALP_VOID	0
ALP_LOOP	0.1
ome_sat	0
PHI_SAT	4, E-2
XI_IRRA	10
DZ_IRRA	1, E7

The initial internal variables are:

RHO\_0=1, E5

RHO\_LOOPS=7,4E13

PHI\_VOIDS=1.e-3

The Mfront files defining the behavior are:

MonoDDCFC\_Irra.mfront

MonoCrystal\_DD\_CFC\_InteractionMatrix.mfront

## 1.2.7 Modeling H: monocystal DD\_CC

This modeling makes it possible to validate the model DD\_CC on a material point, by comparison with the behavior MONO\_DD\_CC test ssnd110b. The coefficients materials are:

E (GPa)	236-0.0459*TEMP
---------	-----------------

NAKED	0.35
G	80000
B	2,48e-7
GH	1.e11
DeltaG0	0.84
TAU_0 (MPa)	363
TAU_F	0
gamma0	1, e-6
N	50
rho_ini	1, e5*B ** 2
D	1.e-5
d_lat	1000.
y_at	2.e-6
K_f	30,
K_self	100
k_boltz	8.62E-5
epsi_1	3rd-4
G	80000
a_self	0.1024
a_coli	0.7
a_ncol	0.1

The temperature of simulation is worth 50 K.

The density of initial dislocation is worth 1.E5 (multiplied by BETA \*\* 2).

The Mfront files defining the behavior are:

```
MonoCrystalDDCC.mfront  
MonoCrystal_DD_CC_InteractionMatrix.mfront  
MonoCrystal_DD_CC_SlidingSystems.mfront
```

The monocrystal is defined according to the orientation -1,4,9. It is subjected to an imposed deformation  $\epsilon_{zz}$ .

## 1.2.8 Modeling I: monocrystal DD\_CC\_IRRA

This modeling makes it possible to validate the model DD\_CC\_IRRA on a material point, by comparison with the behavior MONO\_DD\_CC\_IRRA test ssnd110d. The coefficients materials are:

E (GPa)	236-0.0459*TEMP
NAKED	0.35
G	80000
B	2,48e-7
GH	1.e11
DeltaG0	0.84

TAU_0 (MPa)	363
TAU_F	20
gamma0	1, e-3
N	20
rho_ini	1, e5*B ** 2
D	1.e-5
d_lat	1000.
y_at	1.e-6
K_f	30,
K_self	100
k_boltz	8.62E-5
epsi_l	1e-5
G	80000
a_irr	0.3
xi_irr	4
a_self	0.1024
a_coli	0.7
a_ncol	0.1

The temperature of simulation is worth 250 K.

The monocrystal is subjected to a traction imposed according to orientation 1,5,9

Density of initial dislocation 1.E5 is worth (multiplied by BETA \*\* 2). The Mfront files defining the behavior are:

MonoDDCC\_Irra.mfront

MonoCrystal\_DD\_CC\_InteractionMatrix.mfront

MonoCrystal\_DD\_CC\_SlidingSystems.mfront

## 1.2.9 Modeling J: monocrystal in great deformation

This modeling makes it possible to validate the single-crystal model in great deformation on a material point, by comparison with the behavior MONOCRYSTAL test ssnd112a. The coefficients materials are:

N	10.
K	25.0
C	14363.
R_0	66.62
Q	11.43
B	2.1
D	494.
H1	1.
H2	1.
H3	0.6
H4	12.3
H5	1.6
H6	1.8

The Mfront files defining the behavior are:

GdefMonoCrystal.mfront  
GdefMono\_Jacnum.mfront

## 1.2.10 Modeling K: homogenized polycrystal DD\_CC

This modeling makes it possible to validate the homogenized polycrystalline model DD\_CC on a material point with 30 grains, by comparison with the behavior POLYCRYSTAL test ssnv194d. The coefficients materials are:

E (GPa)	236-0.0459*TEMP
NAKED	0.35
G	80000
B	2,48e-7
GH	1.e11
DeltaG0	0.84
TAU_0 (MPa)	363
TAU_F	0
gamma0	1, e-6
N	50
rho_ini	1, e5*B ** 2
D	1.e-5
d_lat	1000.
y_at	2.e-6
K_f	30,
K_self	100



k_boltz	8.62E-5
epsi_1	3rd-4
G	80000
a_self	0.1024
a_coli	0.7
a_ncol	0.1

The Mfront files defining the behavior are:

PolyCrystalDDCC.mfront  
PolyCrystal\_DD\_CC\_SlidingSystems.mfront  
MonoCrystal\_DD\_CC\_InteractionMatrix.mfront

## 2 Reference solution

Values of the constraints, deformations and variables internal, by intercomparison between each behavior Mfront and the behavior are equivalent of Code\_Aster.

## 3 Modeling B

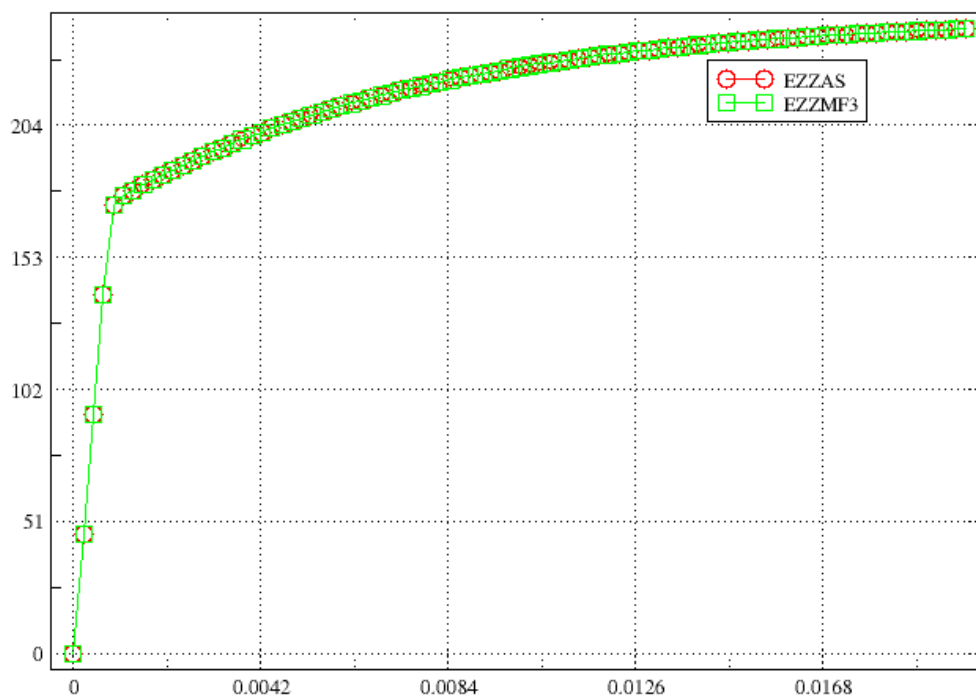
### 3.1 Characteristics of modeling

Not material. SINGLE-CRYSTAL behavior. The law tested is MonoCrystal\_CFC.mfront

### 3.2 Grandeurs testées et résultats

One compares the solution obtained with the behavior MonoCrystal\_CFC de Mfront and that obtained with the behavior MONOCRYSTAL of Code\_Aster, by testing the maximum of relative difference of the following components:

Component	Moment (S)	Reference (difference)	Absolute tolerance
SIZZ	Maximum change	0	1.E-6
Rho_1*beta ** 2	Maximum change	0	1.E-5



Forced curves SIZZ according to deformations EPZZ for MFRONT and CODE\_ASTER for the behavior CFC MONOCRYSTAL.

## 4 Modeling C

---

### 4.1 Characteristics of modeling

Many nodes: 552.

Modeling 3D : 2269 tetrahedral elements of volume: TETRA4.

The families of systems of slip are of octahedral type. The structure contains 10 grains generated by a procedure in python which bases itself on cells of Voronoï. With each grain corresponds 3 angles of Euler which lay down the directions of the systems of slip.

### 4.2 Grandeurs tested and results

Comparison between the results got and *Code\_Aster* at the calculated last moment.

	Identification	Reference	Tolerance %
$\sigma_{xx}$	of SIEF_ELGA	-16,112	0.01
$\varepsilon_{xx}$	of EPSI_ELGA	-1,0250E-03	0.01
$\varepsilon_{yy}$	of EPSI_ELGA	-9.3714E-04	0.01
$\varepsilon_{yy}$	of EPSP_ELGA	-2 .7745E-04	0.01

## 5 Modeling D

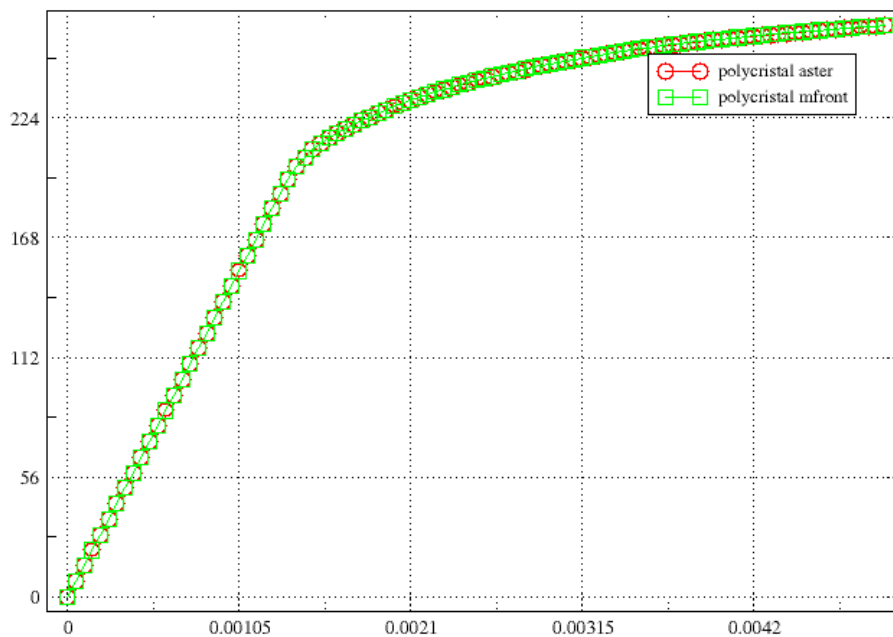
### 5.1 Characteristics of modeling

Homogenized polycrystalline behavior. On material point. 30 grains of fixed orientations.  
The law used is PolyCrystal\_MC.mfront

### 5.2 Grandeurs tested and results

One compares the solution obtained with the Mfront behavior and that obtained with the behavior POLYCRYSTAL, by testing the maximum of relative difference of the following components:

Component	Reference (difference)	Absolute tolerance
SIZZ	Somme of the variations	0
		8.77



Forced curves SIZZ according to deformations EPZZ for MFRONT and CODE\_ASTER for the behavior POLYCRYSTAL MC.

## 6 Modeling E

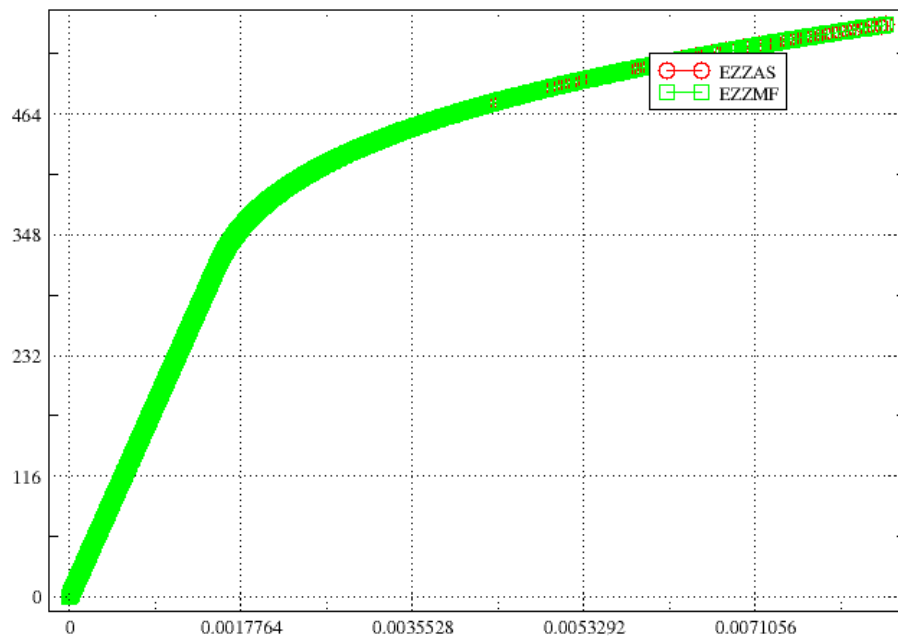
### 6.1 Characteristics of modeling

Single-crystal behavior DD\_CFC. Not material. The law used is MonoCrystalDDCFC.mfront

### 6.2 Grandeurs testées et résultats

One compares the solution obtained with the Mfront behavior and that obtained with the behavior MONOCRYSTAL DD\_CFC, by testing the maximum of relative difference of the following components:

Component	Moment (S)	Reference (difference)	Absolute tolerance
EPZZ	Maximum change	0	1.E-4
Rho_1*beta ** 2	Maximum change	0	1.E-4



Forced curves SIZZ according to deformations EPZZ for MFRONT and CODE\_ASTER for the behavior MONOCRYSTAL DD\_CFC.

## 7 Modeling F

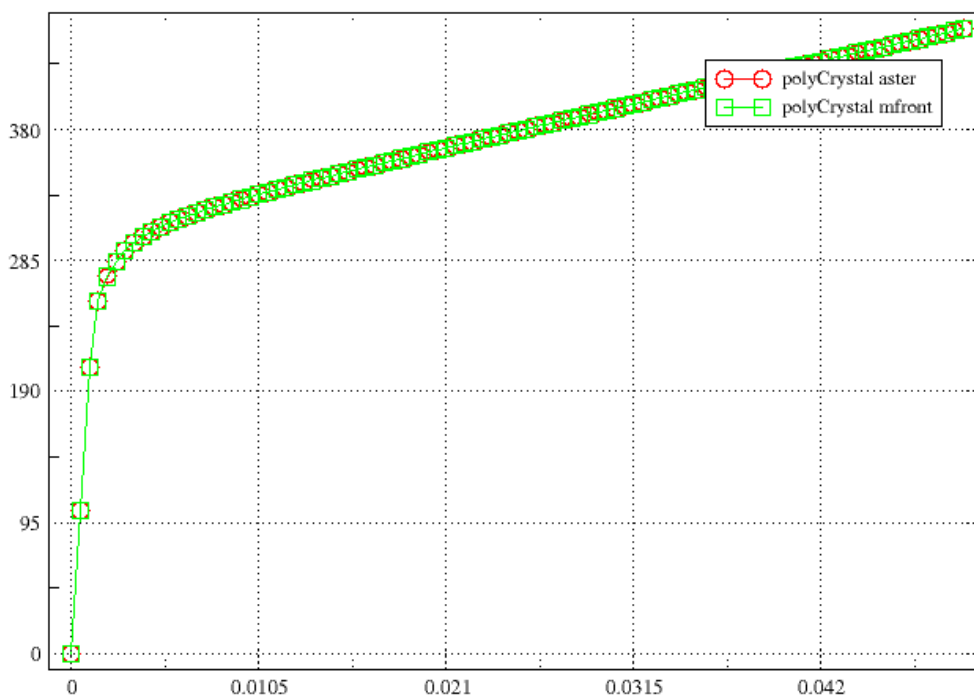
### 7.1 Characteristics of modeling

Polycrystalline behavior homogenized DD\_CFC. Not material. 30 grains of fixed orientations.  
The law used is PolyCrystalIDDCFC.mfront

### 7.2 Grandeurs tested and results

One compares the solution obtained with the Mfront behavior and that obtained with the behavior POLYCRYSTAL of the type DD\_CFC, by testing the maximum of difference of the following components:

Component	Relative variation	Reference (difference)	Absolute tolerance
SIZZ	Maximum change	0	1.E-3



Forced curves SIZZ according to deformations EPZZ for MFRONT and CODE\_ASTER for the behavior POLYCRYSTAL DD\_CFC.

## 8 Modeling G

---

### 8.1 Characteristics of modeling

Single-crystal behavior DD\_CFC\_IRRA. Not material.  
The law used is MonoDDCFC\_Irra.mfront

### 8.2 Grandeurs tested and results

One compares the solution obtained with the Mfront behavior and that obtained with the behavior MONO\_DD\_CFC\_IRRA, by testing the maximum of difference of the following components:

Component	Moment (S)	Reference (difference)	Absolute tolerance
SIZZ	Maximum change	0	1.E-8
Rho_1*beta ** 2	Maximum change	0	1.E-8

## 9 Modeling H

---

### 9.1 Characteristics of modeling

Not material. Crystal of orientation (- 1,4,9). Single-crystal behavior DD\_CC.

The law used is MonoCrystalDDCC.mfront.

### 9.2 Grandeurs testées et résultats

On compare la solution obtenue avec le Mfront comportement et celle obtenue avec le comportement MONO\_DD\_CC en testant le maximum de différence relative des composants suivants :

Composant	Moment (S)	Reference (différence)	Tolérance relative
rho_5	Maximum change	0	1.E-3



## 10 Modeling I

---

### 10.1 Characteristics of modeling

Not material. Single-crystal behavior DD\_CC\_IRRA.

The law used is MonoDDCC\_Irra.mfront

### 10.2 Grandeurs tested and results

One compares the solution obtained with the Mfront behavior and that obtained with the behavior MONO\_DD\_CC\_IRRA by testing the maximum of relative difference of the following components :

Component	Moment (S)	Reference (difference)	Tolerance relative
rho_8	Maximum change	0	1.E-3
rho_5	Maximum change	0	1.E-4

## 11 Modeling J

---

### 11.1 Characteristics of modeling

Single-crystal behavior in great deformations. The laws used are FiniteStrainSingleCrystal.mfront and FiniteStrainSingleCrystal\_NumericalJacobian.mfront

Modeling similar to test SSND112A, but with a behavior MONO\_VISC1.

### 11.2 Grandeurs testées et résultats

On compare la solution obtenue avec le Mfront behavior et celle obtenue avec le behavior MONOCRYSTAL and DEFORMATION='SIMO\_MIEHE'.

Component	Moment (S)	Reference (aster)	Tolerance relative
$\epsilon_{zz}$	0.1	0.1066652	0.001
$\sigma_{zz}$	0.1	278.978407	0.001
$\gamma_1$	0.1	0.18838793	0.003
$\gamma_9$	0.1	3.9782E-03	0.08
$\gamma_{12}$	0.1	6.184097E-03	0.02

## 12 Modeling K

---

### 12.1 Characteristics of modeling

Not material. 30 grains of fixed orientations. Homogenized polycrystalline behavior DD\_CC.  
The law used is PolyCrystalDDCC.mfront

### 12.2 Grandeurs testées et résultats

On compare la solution obtenue avec le Mfront behavior et celle obtenue avec le similar behavior POLYCRYSTAL de type DD\_CC, en testant le maximum de différence relative des composants suivants :

Component	Moment (S)	Reference (difference)	Tolerance
EPZZ	Maximum change	0	1.E-6
SIZZ	Maximum change	0	3.E-2

## 13 Summary of the results

---

The results are satisfactory and validate the interface enters *Code\_Aster* and *MFRONT* in 3D, for behaviors with crystalline behaviors.