
SSNP123 - Plate notched in elastoplasticity: test of the elements QUAD4 under integrated

Summary:

This test in plane deformations quasi-static makes it possible to illustrate the relative questions with the incompressibility during the use of an elastoplastic law of behavior: when the rate of plasticity becomes important, of the nonphysical oscillations of constraints can appear. It is shown that the use of elements QUAD4 and HEXA8 under integrated can make it possible to mitigate this problem.

It is about a notched rectangular plate made up of an elastoplastic material with isotropic work hardening which is subjected to a traction at its ends. One is interested in the elastoplastic solution in load.

Modeling A corresponds to the use of elements QUAD4 under integrated stabilized by the method "assumed strain".

Modeling B corresponds to the use of the incompressible elements QUAD8 which make it possible to obtain a reference solution for modeling A.

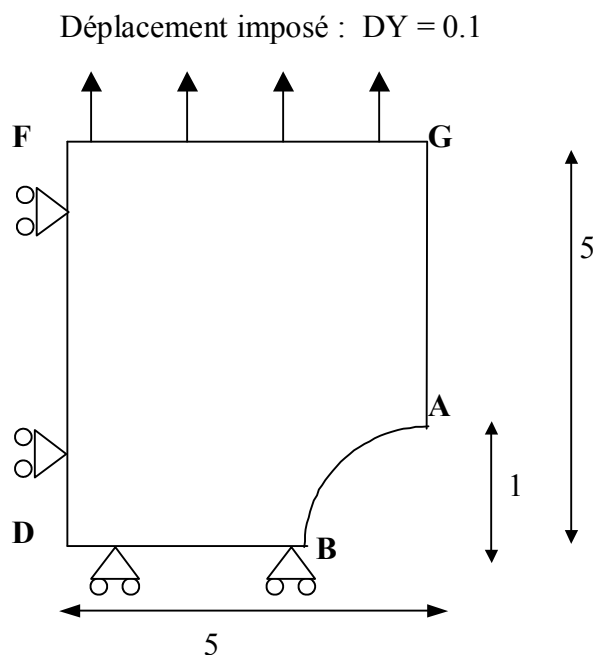
Modeling C corresponds to the use of elements HEXA8 under integrated stabilized by the method "assumed strain".

Modeling D corresponds to the use of the incompressible elements HEXA20 which make it possible to obtain a reference solution for modeling C.

1 Problem of reference

1.1 Geometry

This calculation is based on the modeling of a notched sample requested by an imposed displacement.



1.2 Material properties

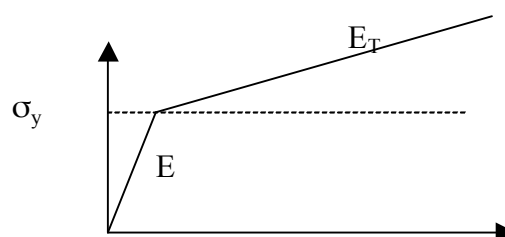
Elastoplastic behaviour with isotropic work hardening:

$$E = 200 \text{ GPa}$$

$$\nu = 0.4999$$

$$\sigma_y = 200 \text{ MPa}$$

$$E_T = 1000 \text{ MPa}$$



1.3 Boundary conditions and loadings

On BD : $DY = 0$.

On DF : $DX = 0$.

On FG : $DY = 0.1$

2 Reference solution

The reference solution of modeling A (respectively modeling C) is given by modeling B (respectively modeling D) carried out with incompressible elements quasi -.

3 Modeling A

3.1 Characteristics of modeling

Modeling C_PLAN with elements QUAD4 under integrated stabilized by the method assumed strain.

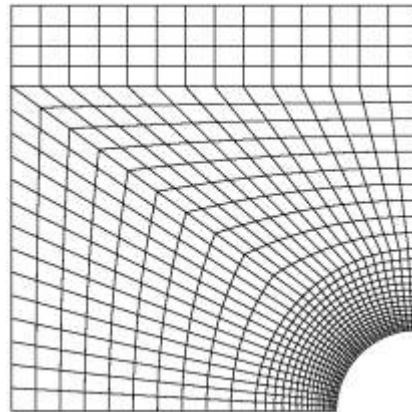
3.2 Characteristics of the grid

Many nodes: 527

Many meshes: 582

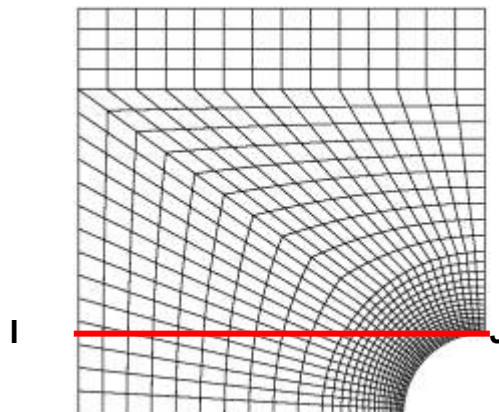
SEG2 : 102

QUAD4 : 480



3.3 Sizes tested and results

The coordinate is tested $SIYY$ tensor of the constraints in various points of the way IJ



Curvilinear X-coordinate	Reference
0.0	234,174
1.54051	257,417
3.26795	300,333
3.83403	263,212
4.37942	175,829

One carries out also a test of nonregression on the values above.

4 Modeling B

4.1 Characteristics of modeling

One takes again the preceding grid which one passes in quadratic elements with an aim of using modeling `D_PLAN_INCO_UPG` (elements adapted to the incompressible problems).

4.2 Characteristics of the grid

Many nodes: 1533

Many meshes: 582

SEG3 : 102

QUAD8 : 480

4.3 Sizes tested and results

The coordinate is tested $SIYY$ tensor of the constraints in various points of the way IJ in nonregression.

Curvilinear X-coordinate	Reference
0.0	234,174
1.54051	257,417
3.26795	300,333
3.83403	263,212
4.37942	175,829

5 Modeling C

5.1 Characteristics of modeling

A modeling is used `3D_SI` with elements `HEXA8` under integrated stabilized by the method assumed strain. The grid used is an extrusion of the grid of modeling A on a height of $0,1\text{ m}$ with only one element in the thickness. All the degrees of freedom are blocked according to Z in order to approach the assumption of the plane deformations used in modelings A and B.

5.2 Characteristics of the grid

Many nodes: 1054

Many meshes: 1731

QUAD4 : 1052

HEXA8 : 480

5.3 Sizes tested and results

The coordinate is tested $SIYY$ tensor of the constraints in various points of the way IJ compared to modeling D.

Curvilinear X-coordinate	Reference
0.0	234,122
1.53224	256,988
3.26890	300,287
3.80797	267,555
4.40378	183,498

6 Modeling D

6.1 Characteristics of modeling

One takes again the preceding grid which one passes in quadratic elements with an aim of using modeling 3D_INCO_UPG (elements adapted to the incompressible problems).

6.2 Characteristics of the grid

Many nodes: 1054

Many meshes: 1731

SEG3 : 199

QUAD8 : 1052

HEXA20 : 480

6.3 Sizes tested and results

The coordinate is tested $SIYY$ tensor of the constraints in various points of the way IJ in nonregression.

Curvilinear X- coordinate	Reference
0.0	234.12162679
1.53224	256.98783319
3.26890	300.28717384
3.80797	267.55482696
4.40378	183.49849877

7 Summary of the results

The results got using the various elements under integrated stabilized by the method "assumed strain" are very close to the results provided by the incompressible quadratic elements, as one can note it on the graph below. This graph gathers the results for various elements:

HEXA8	elements HEXA8 classics
QUAD4	elements QUAD4 classics
HEXA20	elements HEXA20 quadratic
HEXS20	elements HEXA20 quadratic incompressible
HEXS8	elements HEXA8 under integrated
QUAD8	elements QUAD8 quadratic
QUAS8	elements QUAD8 quadratic incompressible
QUAS4	elements QUAD4 under integrated

One thus notes the good quality of the solution given by the elements under integrated and the disappearance of the oscillations of constraints given by the linear classical elements.

